

Redexim



IT'S IN OUR
NATURE

SYNTHETIC TURF PORTFOLIO

WELCOME TO THE REDEXIM FAMILY

For over 40 years, the world-renowned Verti-Drain® aerator has been an essential tool for greenkeepers, groundsmen, contractors, landscapers, and gardeners in their quest to enhance turf growth, even in challenging environments. This piece of turf maintenance equipment has revolutionized soil aeration techniques across the globe.

It all began in the late '70s when two friends, Cees de Bree, and Arie-Jan de Ridder, pondered how to find a solution to remove excess water from the turf surface with a more efficient machine, instead of ground staff and volunteers using hay forks. They realised that it might be possible to modify an existing cultivating machine, laying the foundation for the first mechanical aerator mounted onto a tractor, known as the Verti-Drain®. First demonstrations were done at local sports clubs where the aerator was proven, and improvements to the soil profile were acknowledged. Soon after, Redexim was founded and started international sales via partners around the world. The aerator became widely used on golf courses, football fields, race tracks, rugby pitches, and many more turf surfaces.



▲ One of Redexim's first Verti-Drain® models in the early '80s. Verti-Drain® is a brand name, but due to its popularity has become an eponym for the operation of opening the ground.



Our philosophy is rooted in continuous development, evident in the quality and functionality of everything we manufacture. By maintaining ongoing collaboration with our global partners, we ensure a deep understanding of market demands, specific working conditions, and customer preferences. Over the years, the Verti-Drain® has been accompanied by a comprehensive range of other industry-leading machines, including overseeders, top dressers, renovation equipment, landscaping machines, and a full suite of machinery for synthetic turf maintenance.

We provide exceptional after-sales and service programs, which encompass a worldwide distribution network with trained professionals capable of servicing Redexim products. This guarantees the availability of spare parts to keep your equipment running smoothly and minimizes potential downtime in case issues arise.

In 2021, the second generation of the De Bree family assumed control of the business. Today, Cees de Bree's son, Herman, and daughter, Justine form the board of the Redexim group with its headquarters in the Netherlands and offices in the United States, United Kingdom, and Australia.

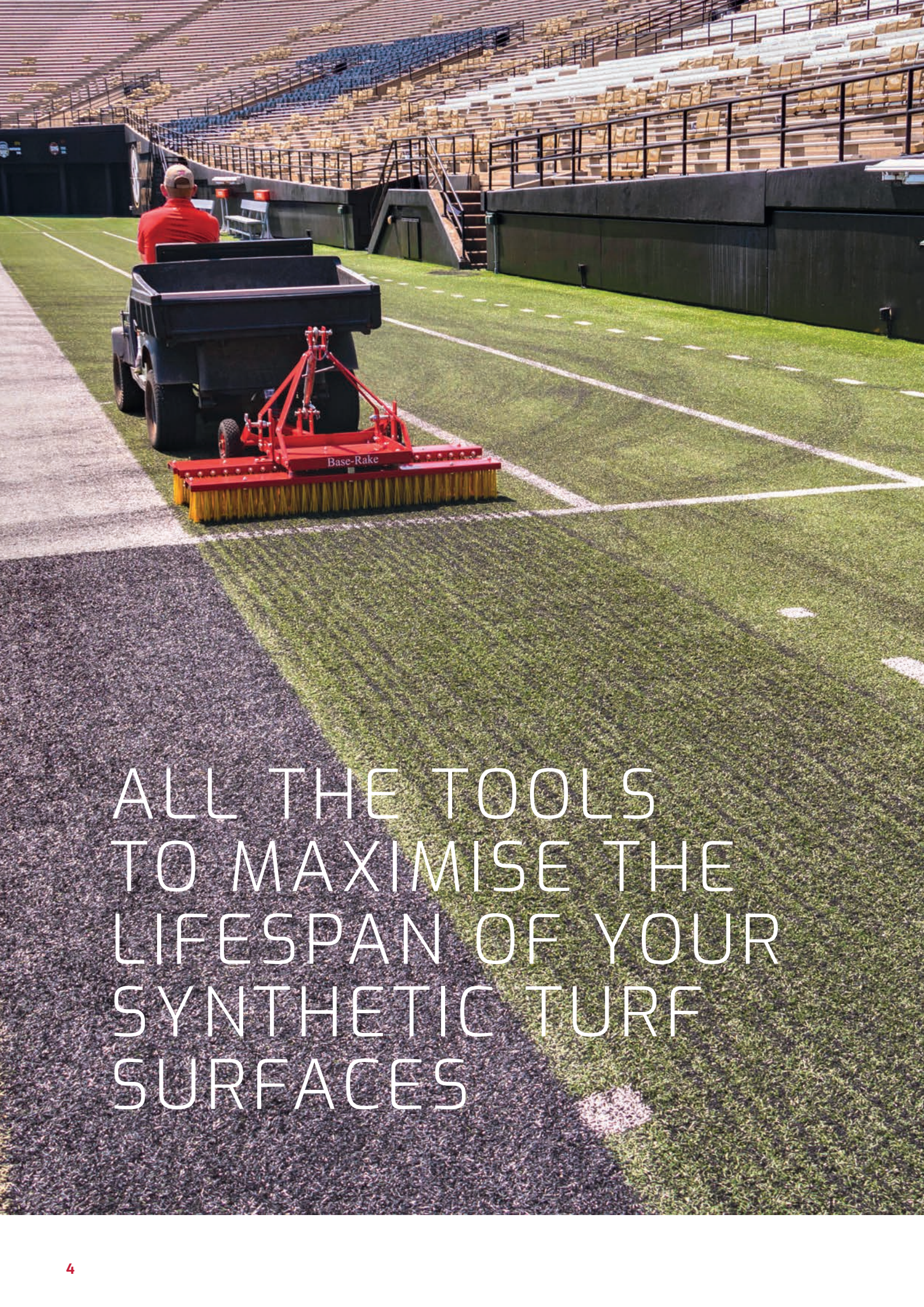


Article in magazine 'The Golf Course' from August 1989 featuring the Verti-Drain® is in regular use at St. Andrews.

In the coming years, we remain committed to investing in the development of cost-effective machinery, partner training programs, and much more.

You have the new brochure in front of you and we welcome you to explore our extensive product portfolio on the next pages.

*Best wishes,
Team Redexim*



ALL THE TOOLS
TO MAXIMISE THE
LIFESPAN OF YOUR
SYNTHETIC TURF
SURFACES



The advantages of synthetic surfaces are well documented; usable in most weather, and playable twelve months of the year. However, all too often the care of these surfaces is overlooked because of the belief that they are maintenance-free. This misconception can often lead to problems in later life of the surface. A properly maintained surface can offer many years of trouble-free, safe use. Fibers must be vertical as much as possible to avoid unnecessary wear on the surface, and in turn, shortening the life of the investment. Also key is the removal of surface debris which if allowed to rot and make its way down to the bottom of the pile can have an adverse effect on playing characteristics and again will reduce the life expectancy of the surface. Redexim has a wide range of equipment for the maintenance of these surfaces whether it be sand-filled, sand-dressed, or 3G, from simple brushing to the removal of infill material or collection of debris from the surface.

SPEED-CLEAN

KEEPING YOUR SYNTHETIC SURFACE NEAT AND TIDY

The Speed-Clean is a high-speed synthetic turf cleaner. The paddle brush lifts litter and debris from the surface for collection while infill is re-distributed through the oscillating sieve. The unit features integrated tines and brush with an optional bogie wheel kit for towing.



Adjustable tines and brush

Tines and brush on rear can be lowered into work as required.



Easy to adjust depth control

The easy-to-adjust working depth control gives accurate and simple adjustment of the brush height.



Optional drawbar kit

Tow bar to allow use with any vehicle.



Speed-Clean 1000

147100.000



Speed-Clean 1700

147167.000

SKU

Working width

Weight

Working depth range

Tractor required

0.97 m (38")

165 kg (365 lbs)

0 - 10 mm (0 - 0.4")

20 hp

1.67 m (65.7")


220 kg (485 lbs)

0 - 10 mm (0 - 0.4")

20 hp



Adjustable rake tines to increase or decrease the aggression.



Soft brush option for regular maintenance.



Optional drawbar

Tow bar to allow use with any vehicle.



SMALL BUT MIGHTY

The Base-Rake with tines and brush is ideal for the intensive brushing and de-compaction of filled synthetic carpet systems. The front brush agitates and erects the pile before the tines de-compact the infill material prior to the rear brush preening and levelling the surface leaving it safe and open.



Base-Rake with brushes



Base-Rake with soft brushes

| | | |
|-------------------------|-----------------|-----------------|
| SKU | 162.150.000 | 162.150.004 |
| Working width | 1.5 m (59") | 1.5 m (59") |
| Weight | 76 kg (168 lbs) | 76 kg (168 lbs) |
| Number of tines | 50 | 50 |
| Type of brush | soft 2 mm brush | firm 3 mm brush |
| Tractor required | 16 hp | 16 hp |

VERTI-TOP



CLEANING FROM THE TOP TO THE BOTTOM

The Verti-Top® is a complete cleaning system for synthetic turf surfaces. The powered brush lifts debris for collection while the oscillating sieve separates and returns any infill to pitch. An integrated vacuum system collects small particulate such as dust and hair in the washable bag.



Range of sieves available for different surface types.



Rear hoppers can be lifted off individually for emptying.



Vacuum system with dust bag to collect fines and dust.



How this works

The Verti-Top® decompacts, cleans, and levels synthetic turf surfaces. The powered brush sweeps into the surface to lift infill and debris onto the oscillating sieve, which separates and returns any infill to pitch while larger debris is collected in the hopper. Dust and fine particulates are vacuumed into the reusable collection bag.



| | Verti-Top 1200 | Verti-Top 1800 | Verti-Top TB |
|-----------------------------------|--------------------------------------|-----------------------|---------------------|
| SKU | 147.120.000 | 147.180.000 | 147.150.010 |
| Working width | 1.2 m (47.2") | 1.8 m (70.9") | 1.45 m (59") |
| Weight | 360 kg (794 lbs) | 440 kg (970 lbs) | 320 kg (706") |
| Sieve Options | 3.2 mm / 4 mm / 5 mm / 5.5 mm / 6 mm | | |
| Working depth range | 0-26 mm (0-1.02") | 0-26 mm (0-1.02") | 0-26 mm (0-1.02") |
| Tractor / vehicle required | 25 hp | 25 hp | 18 hp |


SPEED-BRUSH

A CLEAN SWEEP

The towed Speed-Brush uses land drive to rotate the two independent soft bristle brushes against the direction of travel. The sweeping action works sand and other materials into holes / grass sward making the surface immediately playable. The brushes can be angled to move material inwards.



Adjustable brush pressure and angle.



Workings of the machine inside frame to protect from damage.



Rear feet allow the machine to be stood vertically for transport and storage.



Speed-Brush (soft)



Speed-Brush (hard)

| | | |
|------------------------|---|---|
| SKU | 142.140.010 | 142.140.014 |
| Working width | 1.4 m (55.1") | 1.4 m (55.1") |
| Weight | 181 kg (399 lbs) | 181 kg (399 lbs) |
| Lift mechanism | electrical | electrical |
| Adjustable brush angle | brushes can be set under an angle so that any accumulated material is collected at one side | brushes can be set under an angle so that any accumulated material is collected at one side |
| Type of brush | soft 1 mm brush | firm 1.8 mm brush |
| Vehicle required | 12V connection for the electrical cylinder | 12V connection for the electrical cylinder |

COMBI-GROOM

DE-COMPACT, REDISTRIBUTE AND LEVEL INFILL IN ONE

Optional draw bar kit

The draw bar kit allows the Combi-Groom to be towed by any vehicle without the need for a tractor.



Optional magnet

The optional magnet collects hazardous metallic objects to remove them from the surface.

The Combi-Groom rakes levels and brushes synthetic turf surfaces in one pass. The magnetic system will collect and retain metallic detritus to leave de-compacted, level, and safe surface. The wheels allow for infinitely adjustable working depth to ensure results and performance.



A time-saving combi


Groom, brush and smooth in one-pass.



| | <i>Combi-Groom</i> |
|----------------------------|--------------------|
| SKU | 162.200.000 |
| Working width | 2 m (80") |
| Weight | 195 kg (430 lbs) |
| Tine type | 3 mm sprung tine |
| Tractor / vehicle required | 18 hp |




VERTI-COMB



Optional wings

To increase to 4 m (157") working width for working on larger areas.



Optional wheel- and drawbar kit

The wheel kit allows the Verti-Comb to be towed by any vehicle while the wheels lifts the brushes clear of the ground.



Optional hydraulic folding kit

The hydraulic folding kit allows the wing sections to be raised and lowered from the operators seat.

BRUSH YOUR TURF YOUR WAY

The Verti-Comb 1800 has a combination of brushes arranged in multiple directions on the machine to give superior performance on range of surface types. The bristles work into the carpet pile to agitate infill and erect flat pile quickly. Available with a range of options to suit many applications.

| | Verti-Comb 1800 |
|-----------------------|------------------------|
| SKU | 146.180.010 |
| Working width | 1.8 m (70.9") |
| Weight | 150 kg (331 lbs) |
| Folding option (4000) | hydraulic or manual |
| Tractor required | 30 hp |





THE PACKAGE TO DO IT ALL

The RTC Plus has been designed with regular in-house maintenance in mind. The easy to operate unit is powered by a 22 hp petrol engine while the underslung brush unfolds to a 273 cm (107") working width. The brush can be adjusted into work from the operators seat while the RTC Plus can tow other machines.



Folding wings to allow access.



Easy to adjust height control.



Can tow other machines.

| | RTC Plus |
|----------------------|--------------------------------|
| SKU | 151.000.002 |
| Working width | 2.73 m (107") |
| Weight | 250 kg (551 lbs) |
| Folded width | 1.25 m (49") |
| Engine | 22.4 hp Kawasaki Twin Cylinder |



VERTI-BROOM



SIMPLE AND EFFECTIVE

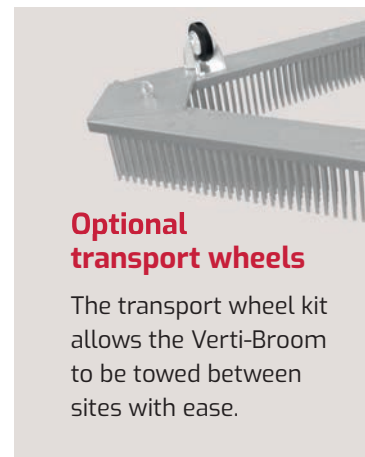
The proven Verti-Broom is constructed with efficiency and effectiveness in mind. The triangle design allows for the bristles to work into synthetic turf lifting flattened fibres and redistributing infill material to support the carpet pile.



Can be towed by a range of vehicles.



Three points to two from spreads wear and maximises brush lifespan.



Optional transport wheels

The transport wheel kit allows the Verti-Broom to be towed between sites with ease.

| | Verti-Broom WB | Verti-Broom 1850 | Verti-Broom 2400 |
|-----------------------------------|-----------------------|-------------------------|-------------------------|
| SKU | 146.090.000 | 145.180.000 | 146.240.000 |
| Working width | 1 m (39.4") | 1.85 m (72.8") | 2.4 m (94.5") |
| Weight | 36 kg (79 lbs) | 57 kg (125 lbs) | 77 kg (169 lbs) |
| Tractor / vehicle required | n.a. | 10 hp | 10 hp |



DRAGMATS

LEVEL AND STRIPE YOUR SURFACES


The Redexim range of dragmats are ideal for working material into undulating surfaces. The pockets in the mat hold and move material before depositing it in low areas. The rubber dragmat is perfect for sand and rubber on 3G surfaces while the stainless steel dragmat is perfect for natural turf surfaces.



| | | | | |
|---------------|-------------------|-------------------|-------------------|-------------------|
| Steel | 90x120 cm | 120x180 cm | 180x240 cm | 240x240 cm |
| SKU | 148.090.120 | 148.120.180 | 148.180.240 | 148.240.240 |
| Working width | 90 | 120 | 180 | 240 |
| Weight | 10 kg (22 lbs) | 18 kg (39.5 lbs) | 35 kg (77.2 lbs) | 52 kg (114.6 lbs) |
| Rubber | 150x100 cm | 300x100 cm | 300x150 cm | |
| SKU | 148.150.010 | 148.300.010 | 148.300.015 | |
| Working width | 150 | 300 | 300 | |
| Weight | 18 kg (39.5 lbs) | 55 kg (121.5 lbs) | 79 kg (174.2 lbs) | |



Simple and accurate adjustment of working depth.



Paddle brush to extract, lift and throw material.



Adjustable conveyor speed to control the rate of material flow.

ELIMINATING WASTED TIME

The Eliminator utilises a rotary paddle brush to extract infill material from synthetic turf surfaces. The material is transferred to a conveyor belt for lifting and ejection into a receptacle. The working depth can be adjusted with precision to ensure the exact amount of infill is removed.



| | <i>Eliminator</i> |
|----------------------------|--------------------------|
| SKU | 149.150.000 |
| Working width | 1.5 m (59") |
| Weight | 600 kg (1320 lbs) |
| Working depth range | 0-40 mm (0-1.5") |
| Tractor required | 35 hp |

RINK 1010, 1210 & 1622



THE ALL-ROUNDER

The Rink 10, 12 and 16 series of brush top dressers can accurately distribute wet or dry material. The powered internal conveyor moves the material to be spread to their rear rotating brush which breaks up and lumps and sprays the material down onto the surface. The Rink 1010 and 1210 offer an optional infill kit ideal for filling new synthetic turf surfaces. The kits groom the carpet fibres prior to and immediately post the infill being applied to the surface, giving a faster settlement rate.

| | 1010 | 1210 | 1622 |
|-----------------------------------|--|--|--|
| SKU | 133.121.000 | 133.121.000 | 133.162.000 |
| Spreading width | up to 1.5 m (59") | up to 1.8 m (72") | up to 2 m (79") |
| Empty weight | 270 kg (595 lbs) | 370 kg (815 lbs) | 1000 kg (2204 lbs) |
| Hopper capacity | 0.75 m ³ (26.5ft ³) | 1 m ³ (35.3 ft ³) | 2.5 m ³ (88 ft ³) |
| Number of wheels | 4 | 4 | 2 |
| Tractor / vehicle required | 20 hp | 25 hp | 35 hp |

RINK SP950, H620, TB950 & H1500

HIGHLY MANOEUVRABLE TOP DRESSING

When smaller areas need to be dressed, the Rink compact range comes into play. The compact H620 is perfect for spreading infill in small areas while the towed TB950 and H1500 give excellent value for money options when simplicity is required. The SP950 is popular with contractors working on small synthetic pitches and with greenkeepers working on golf greens or bowling clubs.

The self-propelled SP950 is easy to operate and compact making it an ideal option for working in small areas. Thanks to an impressive turning circle it can be manoeuvred into tight spaces.




| | SP950 | H620 | TB950 | H1500 |
|-------------------------|---|--|---|---|
| SKU | 133.094.000 | 133.060.000 | 133.094.002 | 133.150.000 |
| Spreading width | up to 0.95 m (37.4") | up to 0.62 m (24.4") | up to 0.95 m (37.4") | up to 1.5 m (59") |
| Empty weight | 250 kg (551 lbs) | 48 kg (105 lbs) | 195 kg (430 lbs) | 180 kg (396 lbs) |
| Hopper capacity | 0.33 m ³ (11.7 ft ³) | 0.06 m ³ (2.1 ft ³) | 0.33 m ³ (11.7 ft ³) | 0.40 m ³ (14 ft ³) |
| Number of wheels | 6 | 4 | 4 | 4 |
| Tractor required | n.a. | n.a. | 6 hp | 6 hp |

MEASURING EQUIPMENT

TAKE THE GUESS WORK OUT OF YOUR INVESTMENT

The testing, reporting, and recording of the surface condition is crucial to monitoring the performance of the surface to ensure it matches player expectations and remains safe for all users.



Ball Roll / Rebound Tester

191.100.000

The Ball Roll Ramp is used to test the ball roll distance on a synthetic turf pitch. This will give an indication of the condition of the carpet fibres. The integrated drop tester is used to test the level of re-bounce in the surface to give an indication of surface hardness.



Infill Thickness Tester

191.100.002

The Infill Thickness Tester is used to measure the quantity of infill in a synthetic turf playing field. The three prongs are pressed into the surface to give an accurate of the infill depths reading on the easy to read scale. The measuring prongs are replaceable to ensure maximum longevity.

Redexim® Headquarters

Redexim® BV
Kwekerijweg 8
3709 JA, Zeist
The Netherlands
T: +31 (0)30 6 933 227
E: redexim@redexim.com

Redexim® UK

Unit 9 Weydown Road Ind Est
Haslemere, Surrey GU27 1DW
United Kingdom
T: +44 (0)1428 661222
E: sales@redeximuk.com

Redexim® North America

427 W Outer Road
Valley Park MO 63088
United States of America
T: +1 636.825.8300
E: sales@redeximna.com

Redexim® Australia

Gold Coast, Queensland
Australia
T: +61 458096678
E: d.scullion@redexim.com

www.redexim.com

Follow us:     

